

West Bergholt Neighbourhood Plan Issues and Options Consultation

Sunday, October 04, 2015

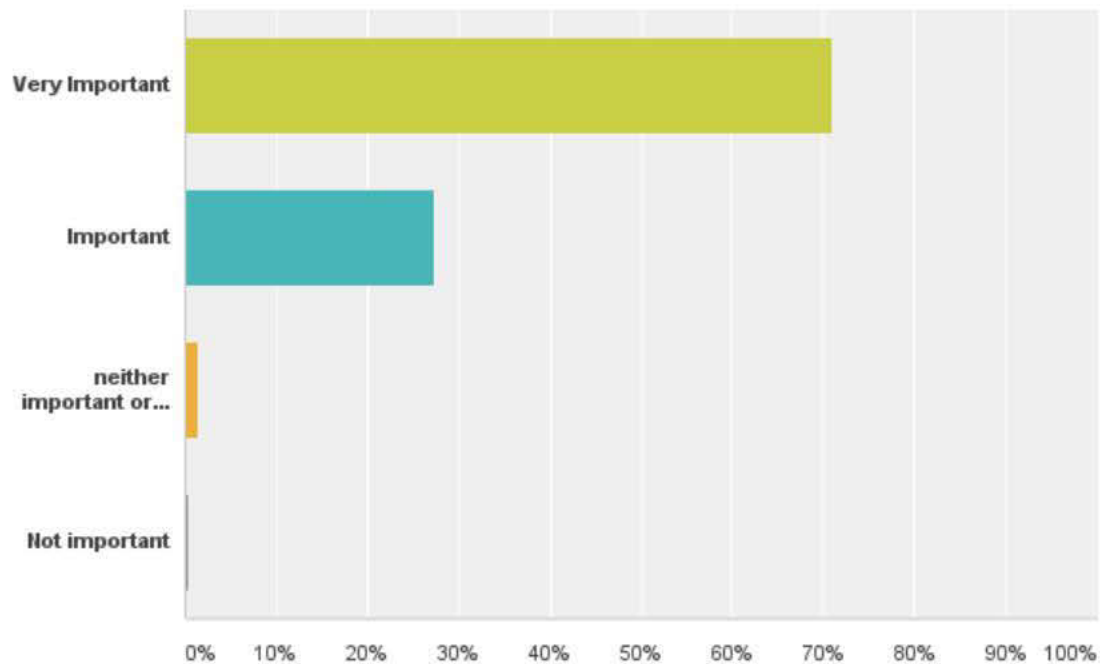
228

Total Responses

Complete Responses: 205

Q4: Having read the leaflet, web pages or visited the exhibition, how important do you feel it is to have a Neighbourhood Plan?

Answered: 220 Skipped: 8



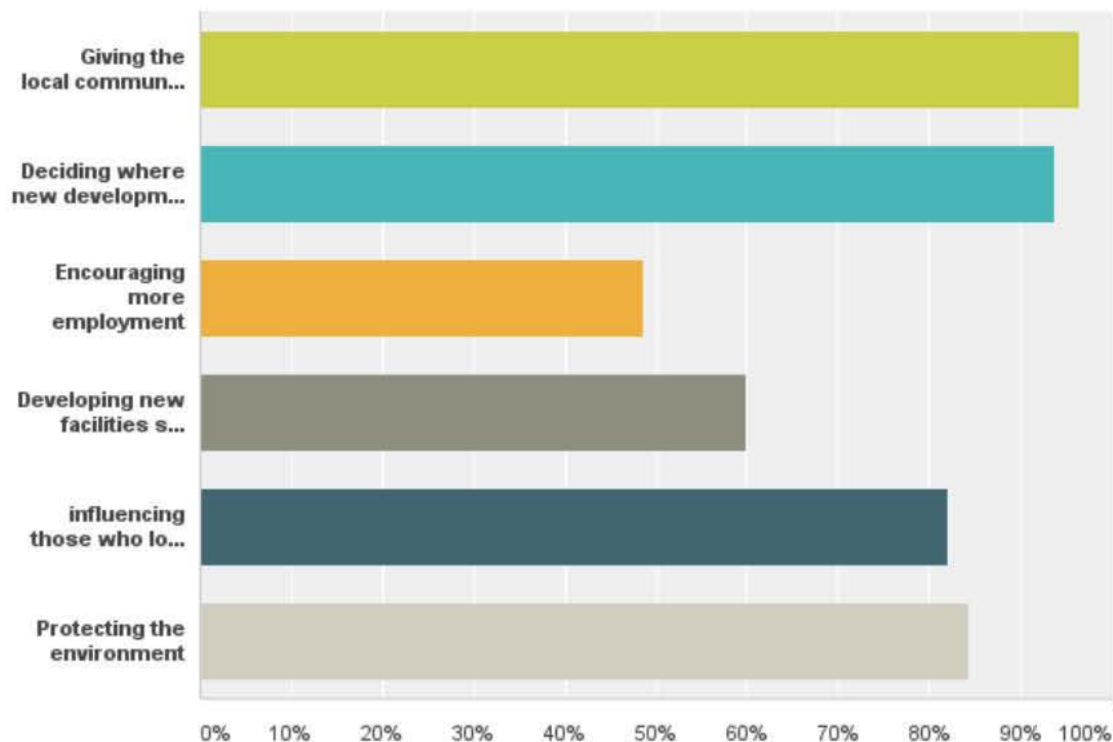
Q4: Having read the leaflet, web pages or visited the exhibition, how important do you feel it is to have a Neighbourhood Plan?

Answered: 220 Skipped: 8

Answer Choices	Responses
Very Important	70.91% 156
Important	27.27% 60
neither important or unimportant	1.36% 3
Not important	0.45% 1
Total	220

Q5: Which of the components of the Neighbourhood Plan do you consider most important (tick all those that apply)

Answered: 224 Skipped: 4



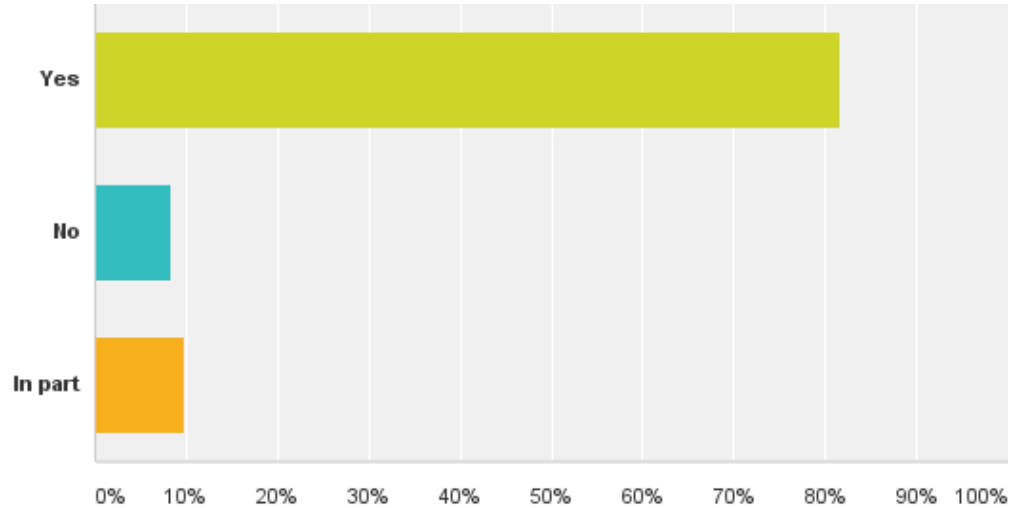
Q5: Which of the components of the Neighbourhood Plan do you consider most important (tick all those that apply)

Answered: 224 Skipped: 4

Answer Choices	Responses	
Giving the local community a direct say in the future of our area	96.43%	216
Deciding where new development could be located	93.75%	210
Encouraging more employment	48.66%	109
Developing new facilities such as new sports areas or a new community centre	59.82%	134
influencing those who look after highways or transport	82.14%	184
Protecting the environment	84.38%	189
Total Respondents: 224		

Q6: Do you support the vision statement for the Neighbourhood Plan

Answered: 213 Skipped: 15



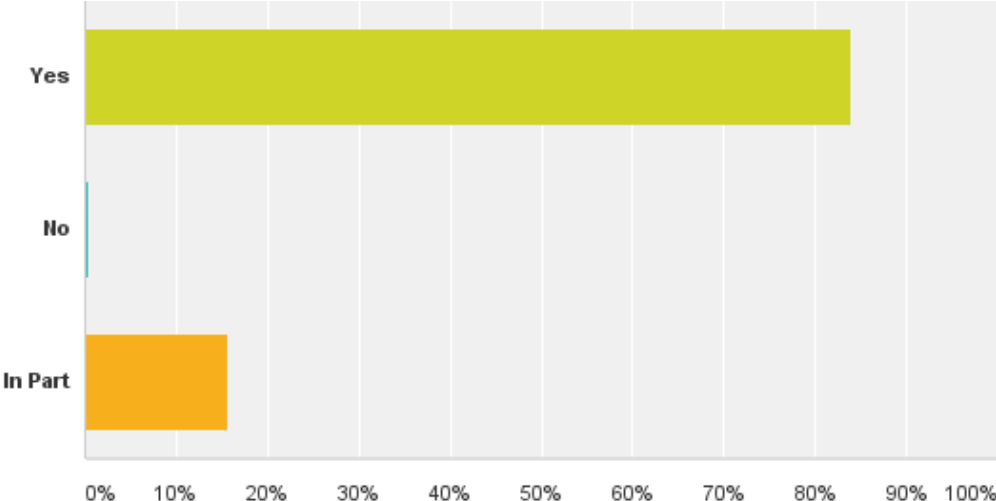
Q6: Do you support the vision statement for the Neighbourhood Plan

Answered: 213 Skipped: 15

Answer Choices	Responses
Yes	81.69% 174
No	8.45% 18
In part	9.86% 21
Total	213

Q8: Do you agree with the objective for Social & Community

Answered: 211 Skipped: 17



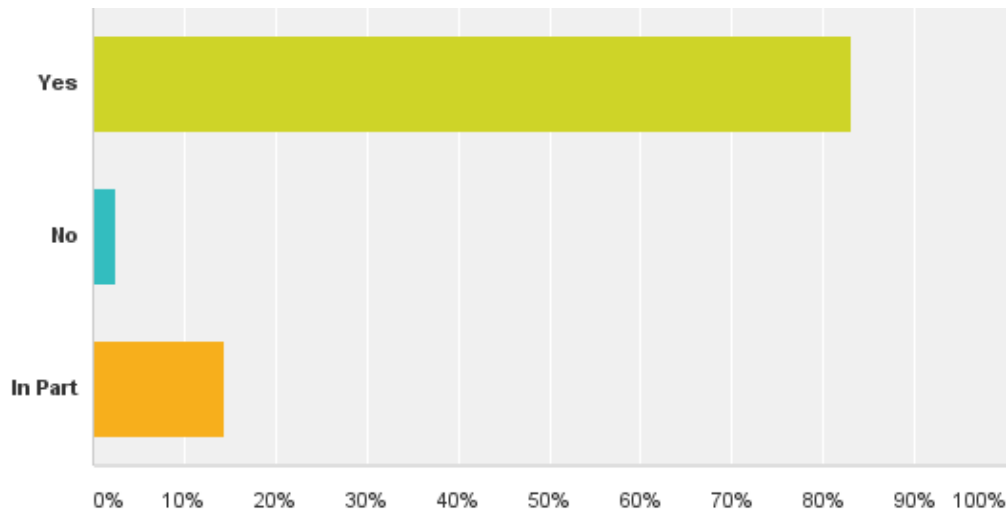
Q8: Do you agree with the objective for Social and Community

Answered: 211 Skipped: 17

Answer Choices	Responses
Yes	83.89% 177
No	0.47% 1
In Part	15.64% 33
Total	211

Q9: Do you agree that we have identified the right issues for Social & Community

Answered: 207 Skipped: 21



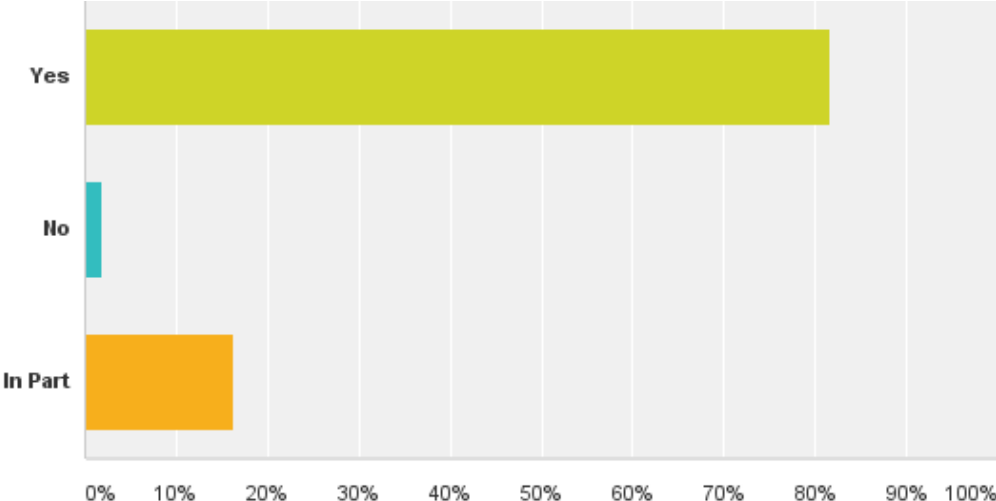
Q9: Do you agree that we have identified the right issues for Community

Answered: 207 Skipped: 21

Answer Choices	Responses
Yes	83.09% 172
No	2.42% 5
In Part	14.49% 30
Total	207

Q10: Do you agree with the proposals for Social & Community?

Answered: 208 Skipped: 20



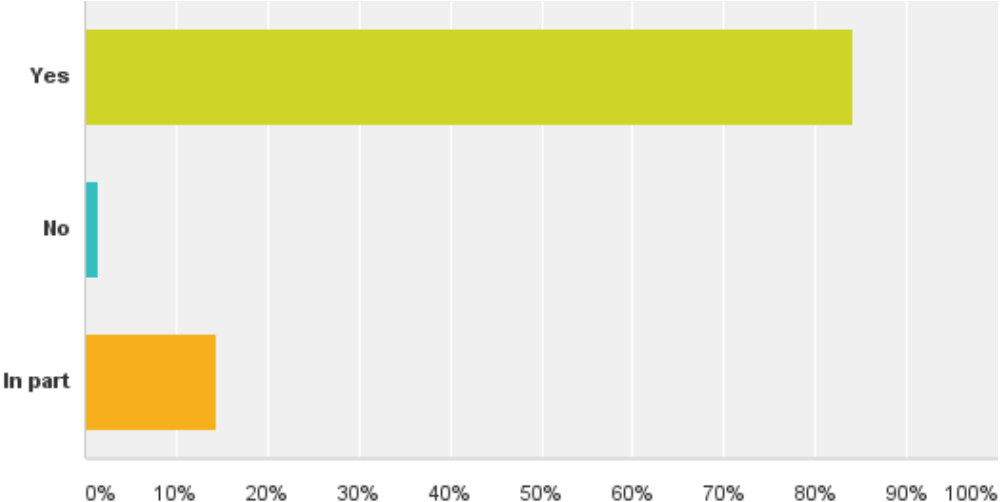
Q10: Do you agree with the proposals for Social & Community?

Answered: 208 Skipped: 20

Answer Choices	Responses	
Yes	81.73%	170
No	1.92%	4
In Part	16.35%	34
Total		208

Q12: Do you agree with the objective for Environment?

Answered: 208 Skipped: 20



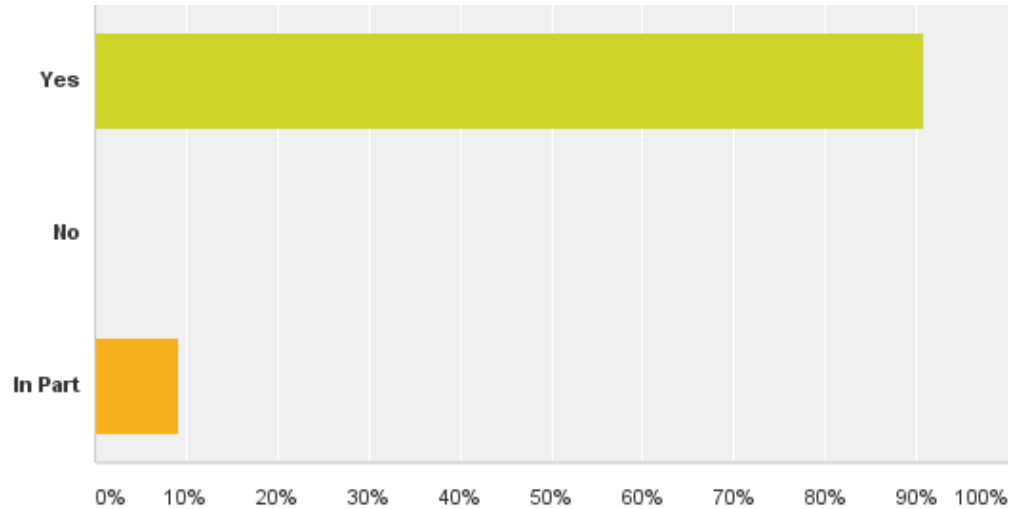
Q12: Do you agree with the objective for Environment?

Answered: 208 Skipped: 20

Answer Choices	Responses	
Yes	84.13%	175
No	1.44%	3
In part	14.42%	30
Total		208

Q13: Do you agree with the issues that have been identified for Environment?

Answered: 207 Skipped: 21



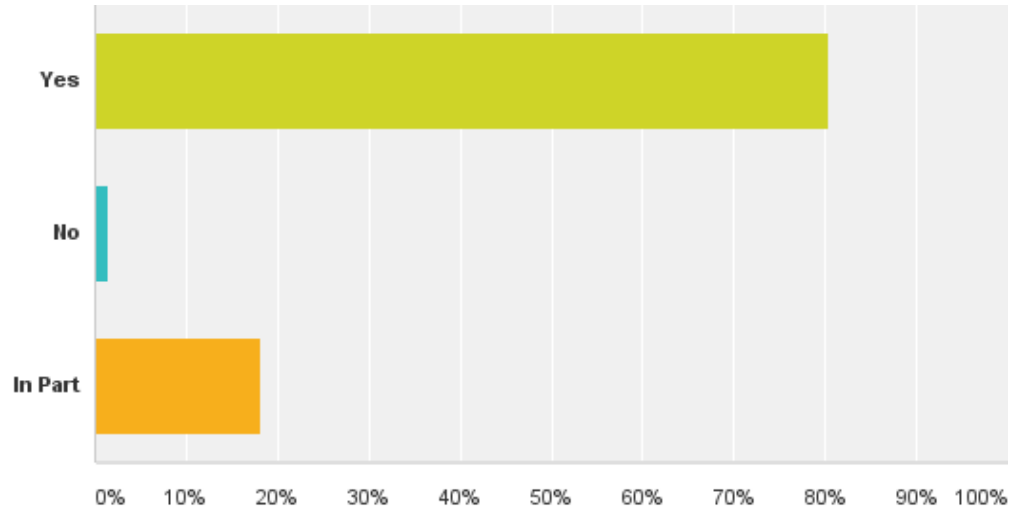
Q13: Do you agree with the issues that have been identified for Environment?

Answered: 207 Skipped: 21

Answer Choices	Responses	
Yes	90.82%	188
No	0.00%	0
In Part	9.18%	19
Total		207

Q14: Do you agree with the suggested proposals for Environment

Answered: 209 Skipped: 19



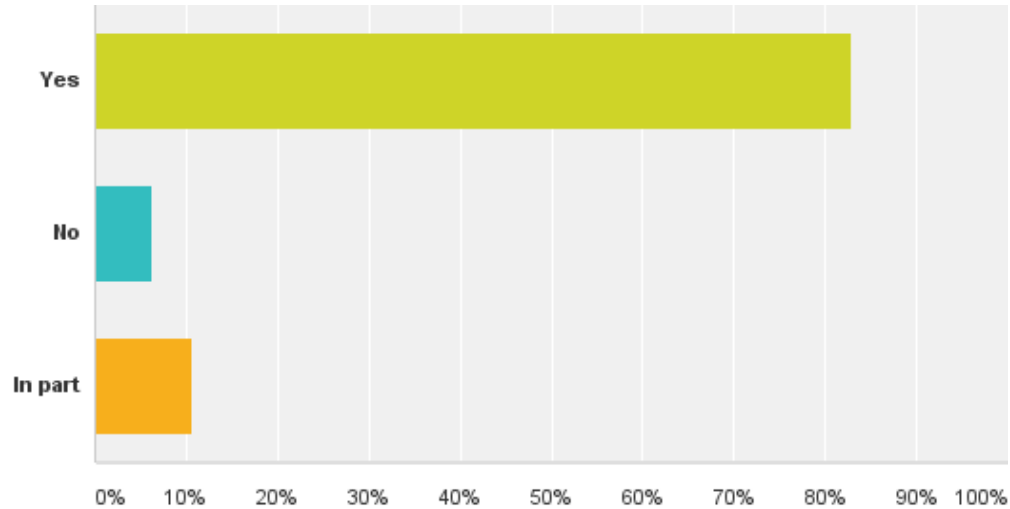
Q14: Do you agree with the suggested proposals for Environment

Answered: 209 Skipped: 19

Answer Choices	Responses
Yes	80.38% 168
No	1.44% 3
In Part	18.18% 38
Total	209

Q16: Do you agree with the objective for Planning & Housing?

Answered: 205 Skipped: 23



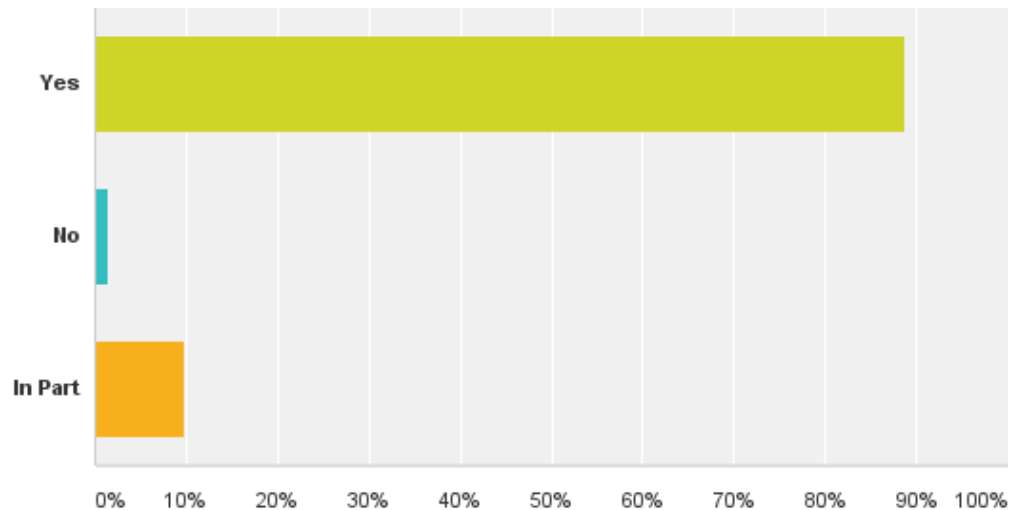
Q16: Do you agree with the objective for Planning & Housing ?

Answered: 205 Skipped: 23

Answer Choices	Responses	
Yes	82.93%	170
No	6.34%	13
In part	10.73%	22
Total		205

Q17: Do you agree with the issues that have been identified for Planning & Housing?

Answered: 203 Skipped: 25



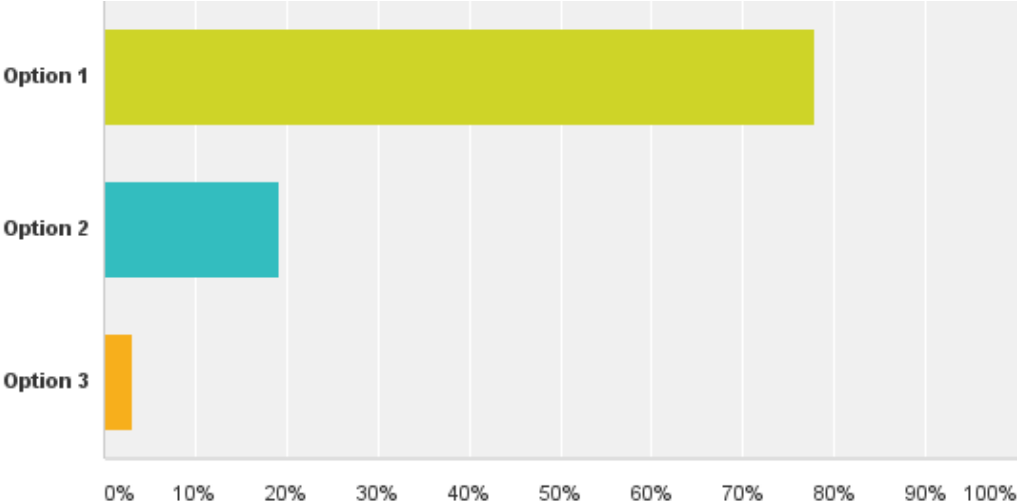
Q17: Do you agree with the issues that have been identified for Planning & Housing?

Answered: 203 Skipped: 25

Answer Choices	Responses	
Yes	88.67%	180
No	1.48%	3
In Part	9.85%	20
Total		203

Q18: Which option do you support for Planning & Housing?

Answered: 162 Skipped: 66



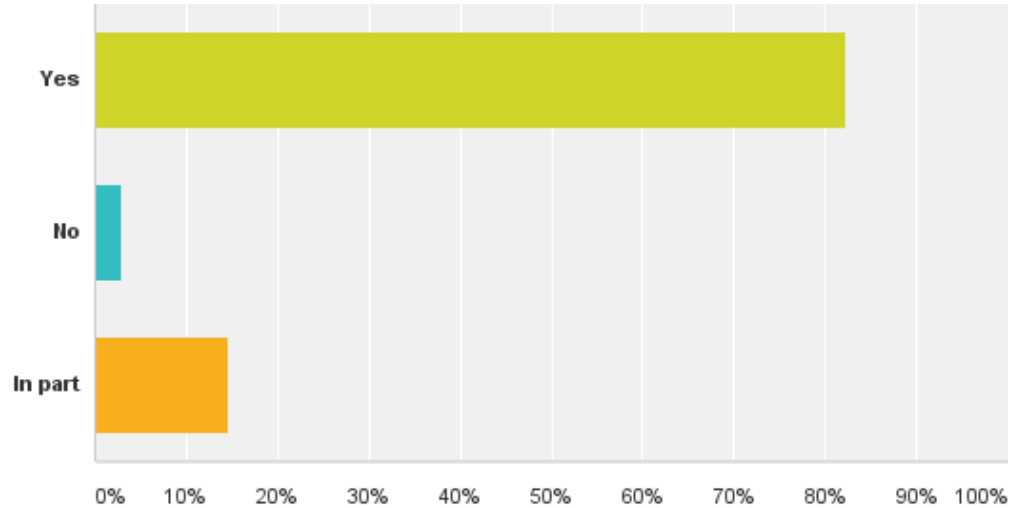
Q18: Which option do you support for Planning & Housing?

Answered: 162 Skipped: 66

Answer Choices	Responses
Option 1	77.78% 126
Option 2	19.14% 31
Option 3	3.09% 5
Total	162

Q20: Do you agree with the objective for Transport?

Answered: 204 Skipped: 24



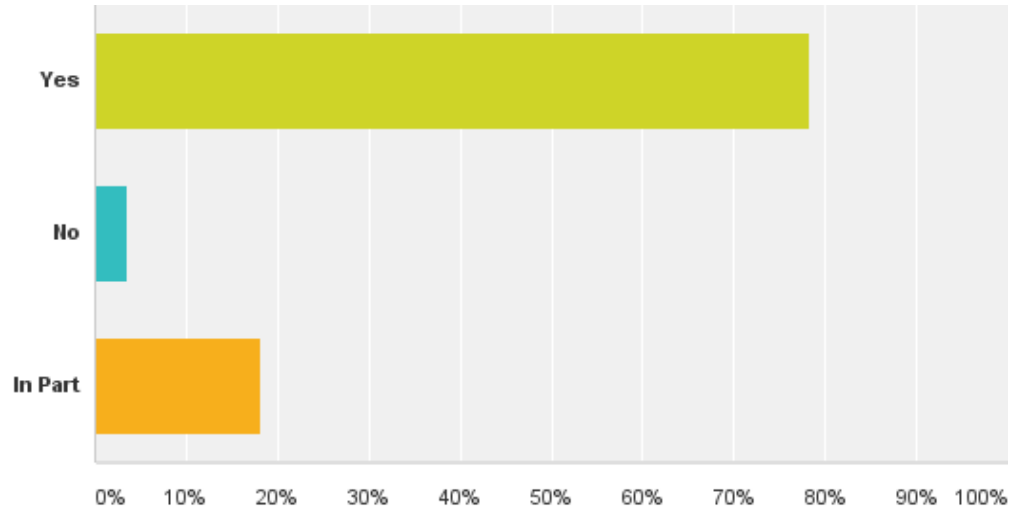
Q20: Do you agree with the objective for Transport?

Answered: 204 Skipped: 24

Answer Choices	Responses	
Yes	82.35%	168
No	2.94%	6
In part	14.71%	30
Total		204

Q21: Do you agree with the issues that have been identified for Transport?

Answered: 203 Skipped: 25



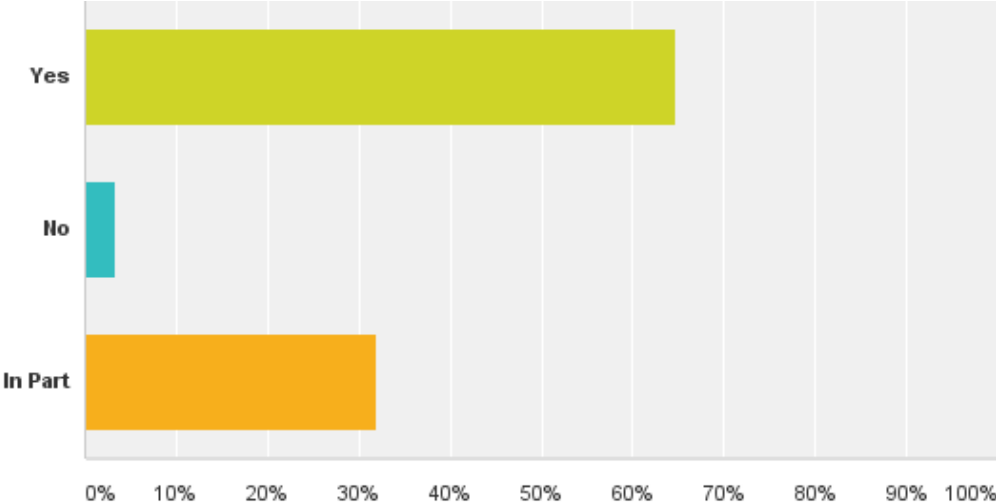
Q21: Do you agree with the issues that have been identified for Transport?

Answered: 203 Skipped: 25

Answer Choices	Responses	
Yes	78.33%	159
No	3.45%	7
In Part	18.23%	37
Total		203

Q22: Do you agree with the suggested proposals for Transport

Answered: 204 Skipped: 24



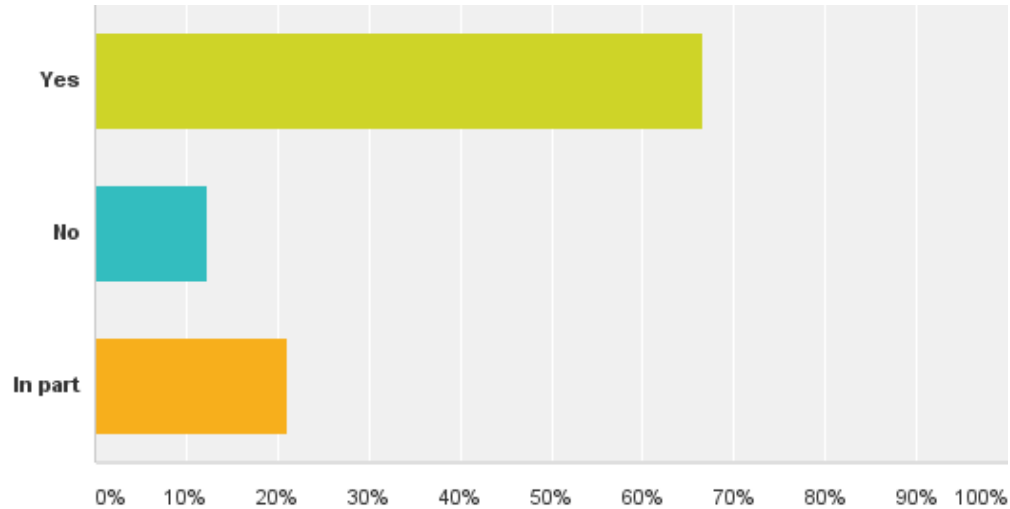
Q22: Do you agree with the suggested proposals for Transport

Answered: 204 Skipped: 24

Answer Choices	Responses
Yes	64.71% 132
No	3.43% 7
In Part	31.86% 65
Total	204

Q24: Do you agree with the objective for Business & Commerce?

Answered: 203 Skipped: 25



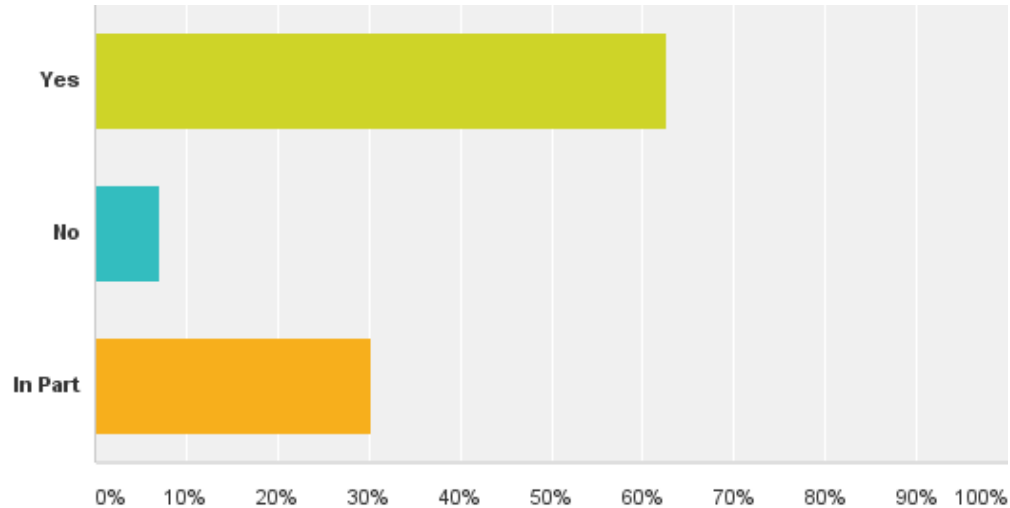
Q24: Do you agree with the objective for Business & Commerce?

Answered: 203 Skipped: 25

Answer Choices	Responses	
Yes	66.50%	135
No	12.32%	25
In part	21.18%	43
Total		203

Q25: Do you agree with the issues that have been identified for Business & Commerce?

Answered: 198 Skipped: 30



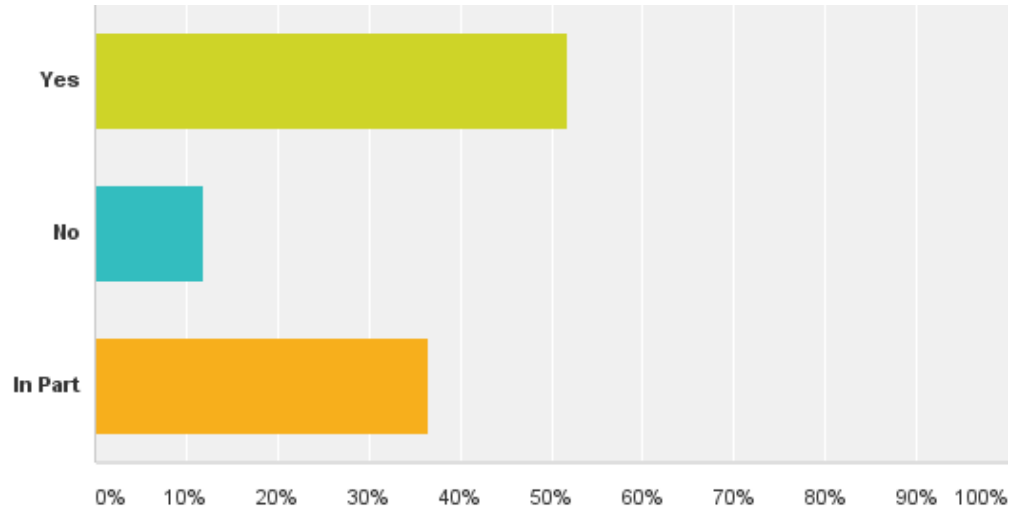
Q25: Do you agree with the issues that have been identified for Business & Commerce?

Answered: 198 Skipped: 30

Answer Choices	Responses	
Yes	62.63%	124
No	7.07%	14
In Part	30.30%	60
Total		198

Q26: Do you agree with the suggested proposals for Business & Commerce

Answered: 203 Skipped: 25



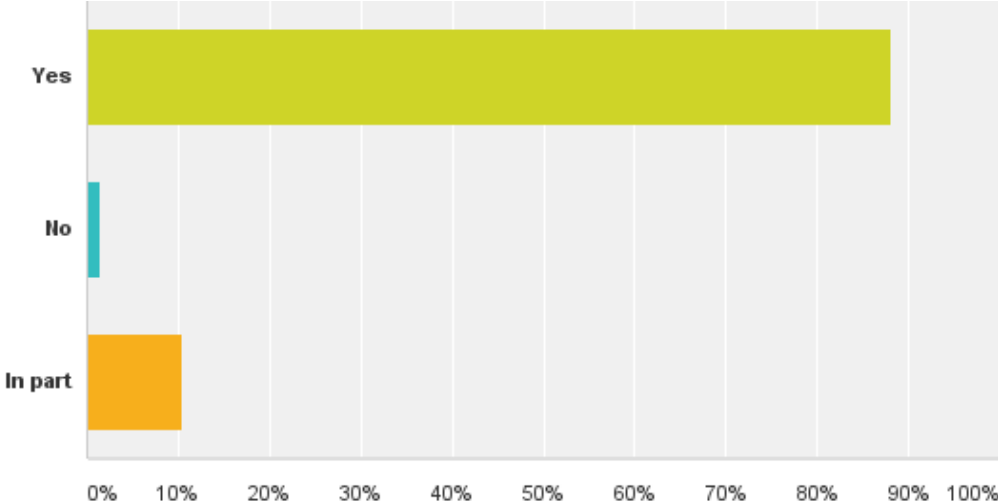
Q26: Do you agree with the suggested proposals for Business & Commerce

Answered: 203 Skipped: 25

Answer Choices	Responses	
Yes	51.72%	105
No	11.82%	24
In Part	36.45%	74
Total		203

Q28: Do you agree with the objective for Village & Parish Facilities?

Answered: 201 Skipped: 27



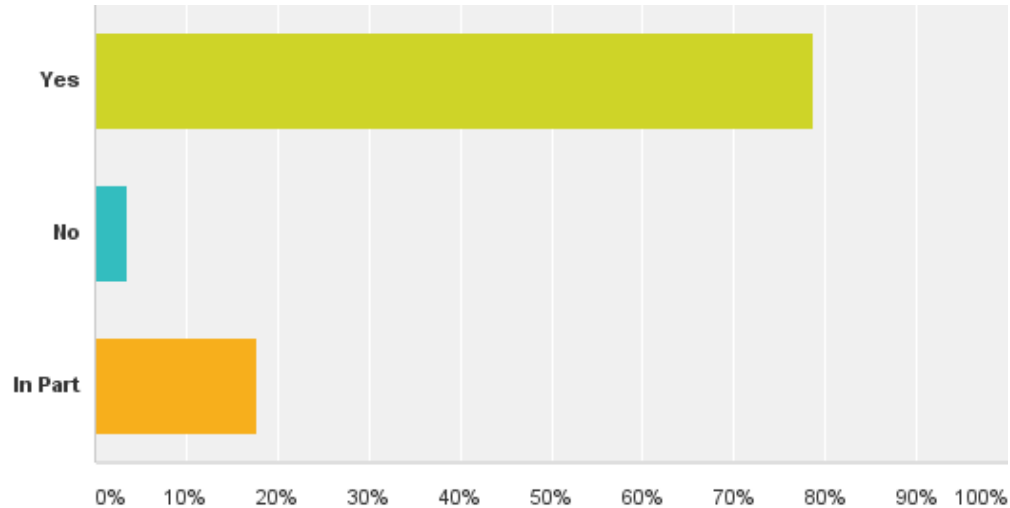
Q28: Do you agree with the objective for Village & Parish Facilities?

Answered: 201 Skipped: 27

Answer Choices	Responses
Yes	88.06% 177
No	1.49% 3
In part	10.45% 21
Total	201

Q29: Do you agree with the issues that have been identified for Village & Parish Facilities?

Answered: 197 Skipped: 31



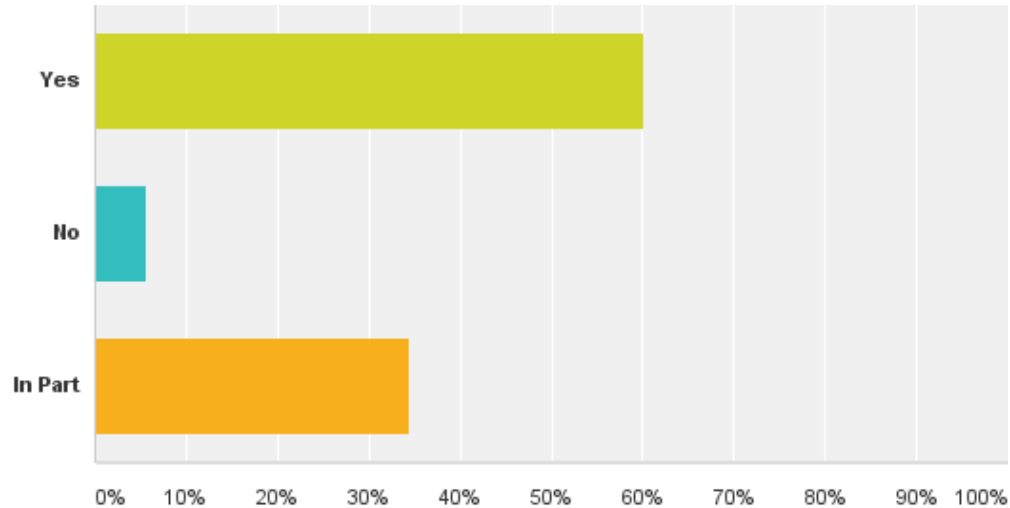
Q29: Do you agree with the issues that have been identified for Village & Parish Facilities?

Answered: 197 Skipped: 31

Answer Choices	Responses
Yes	78.68% 155
No	3.55% 7
In Part	17.77% 35
Total	197

Q30: Do you agree with the suggested proposals for Village & Parish Facilities

Answered: 198 Skipped: 30



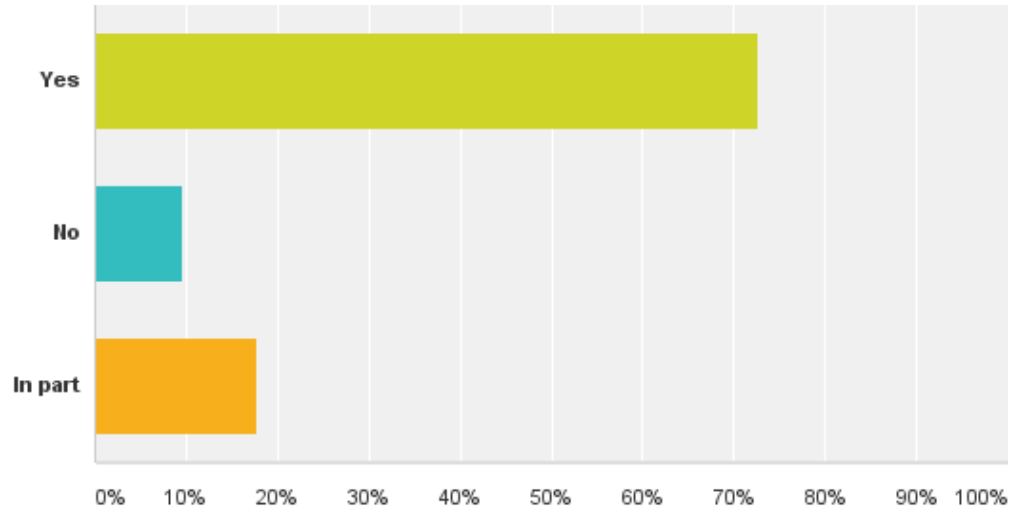
Q30: Do you agree with the suggested proposals for Village & Parish Facilities

Answered: 198 Skipped: 30

Answer Choices	Responses
Yes	60.10% 119
No	5.56% 11
In Part	34.34% 68
Total	198

Q32: Do you agree with the objective for Sport & Recreation?

Answered: 198 Skipped: 30



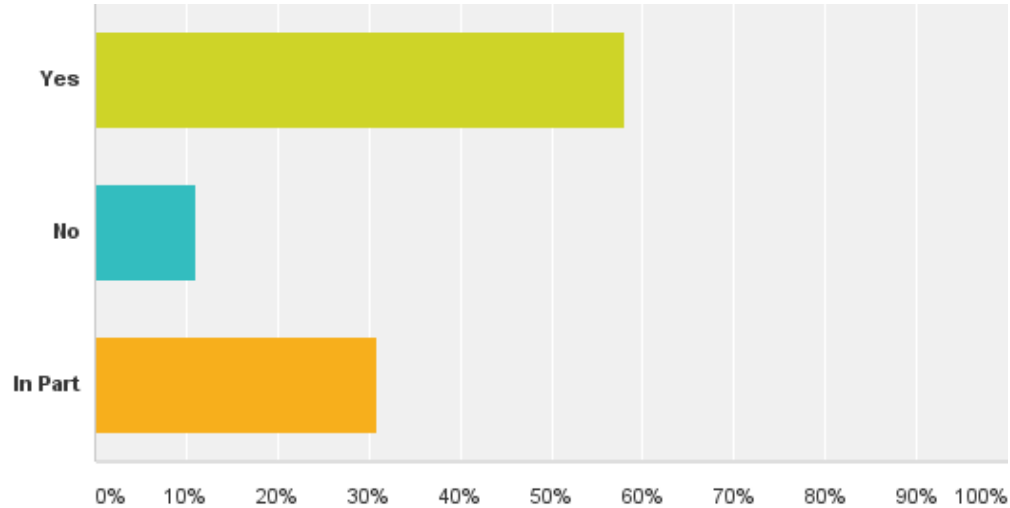
Q32: Do you agree with the objective for Sport & Recreation?

Answered: 198 Skipped: 30

Answer Choices	Responses
Yes	72.73% 144
No	9.60% 19
In part	17.68% 35
Total	198

Q33: Do you agree with the issues that have been identified for Sport & Recreation?

Answered: 198 Skipped: 30



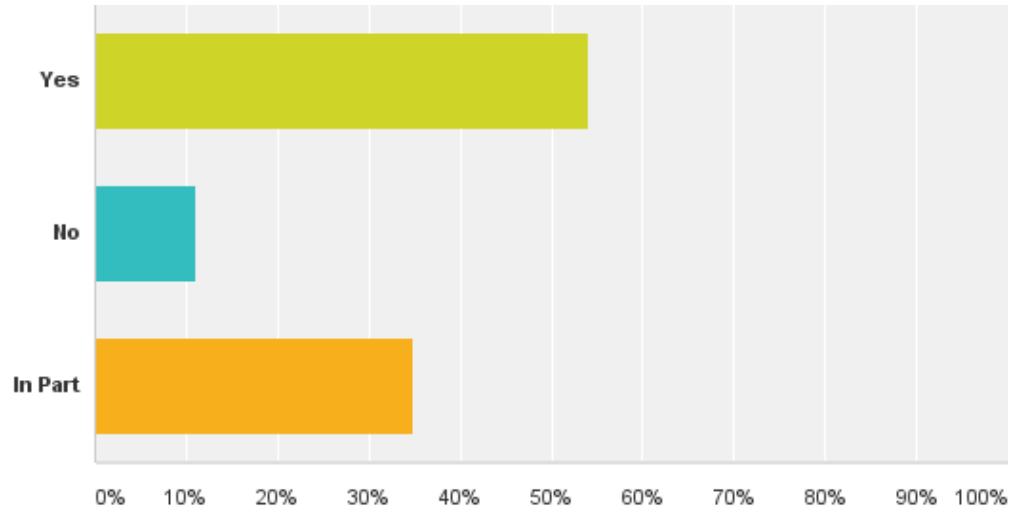
Q33: Do you agree with the issues that have been identified for Sport & Recreation?

Answered: 198 Skipped: 30

Answer Choices	Responses
Yes	58.08% 115
No	11.11% 22
In Part	30.81% 61
Total	198

Q34: Do you agree with the suggested proposals for Sport & Recreation

Answered: 198 Skipped: 30



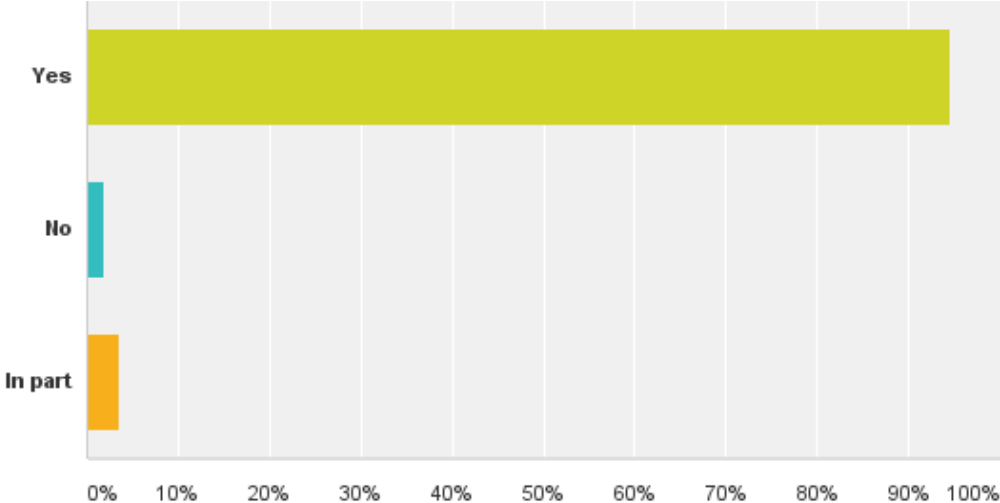
Q34: Do you agree with the suggested proposals for Sport & Recreation

Answered: 198 Skipped: 30

Answer Choices	Responses
Yes	54.04% 107
No	11.11% 22
In Part	34.85% 69
Total	198

Q36: Do you agree with the objective for Community Safety?

Answered: 203 Skipped: 25



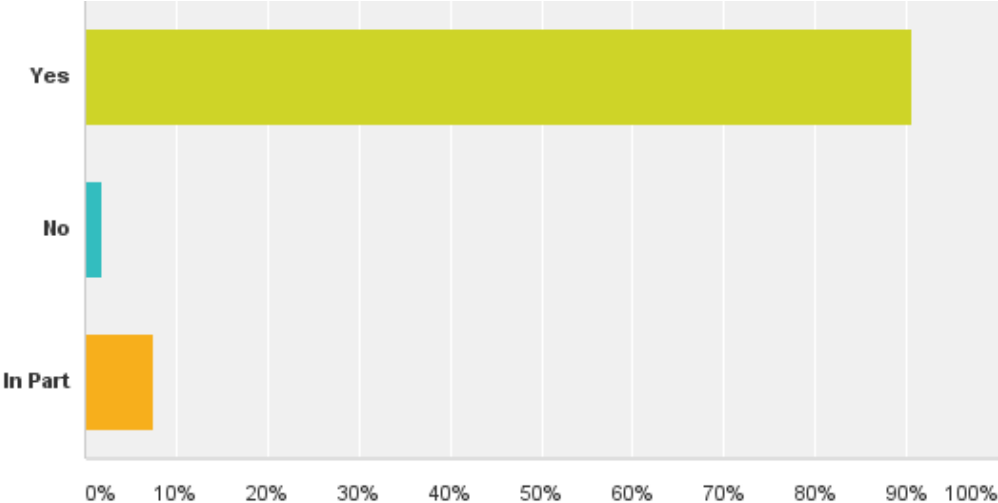
Q36: Do you agree with the objective for Community Safety?

Answered: 203 Skipped: 25

Answer Choices	Responses
Yes	94.58% 192
No	1.97% 4
In part	3.45% 7
Total	203

Q37: Do you agree with the issues that have been identified for Community Safety?

Answered: 202 Skipped: 26



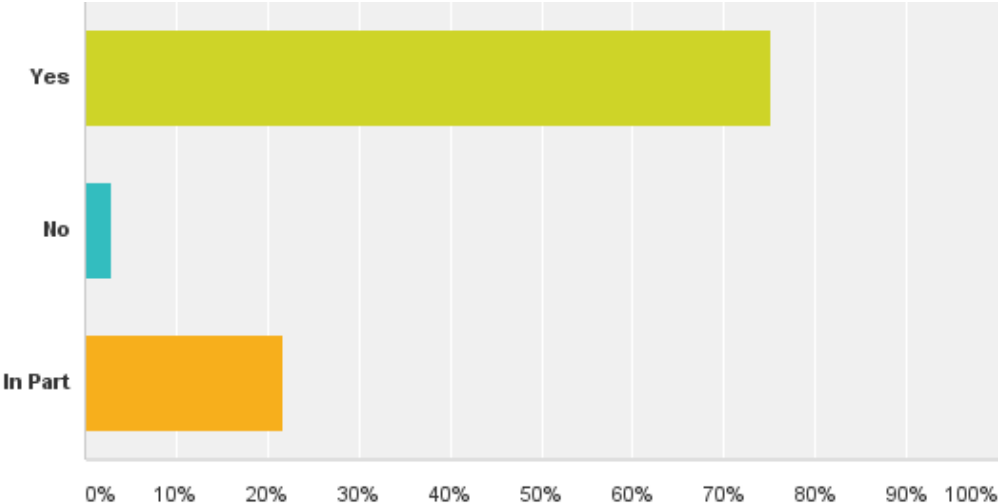
Q37: Do you agree with the issues that have been identified for Community Safety?

Answered: 202 Skipped: 26

Answer Choices	Responses	
Yes	90.59%	183
No	1.98%	4
In Part	7.43%	15
Total		202

Q38: Do you agree with the suggested proposals for Community Safety

Answered: 202 Skipped: 26



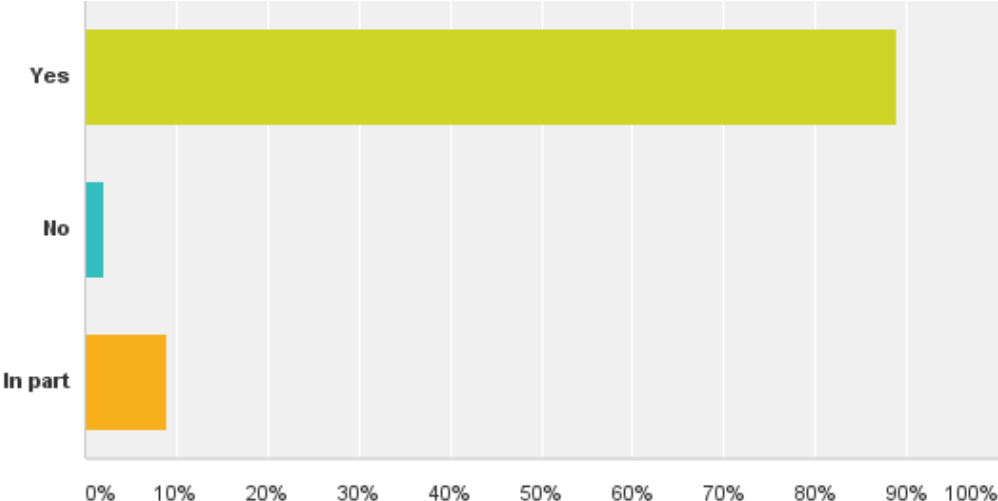
Q38: Do you agree with the suggested proposals for Community Safety

Answered: 202 Skipped: 26

Answer Choices	Responses
Yes	75.25% 152
No	2.97% 6
In Part	21.78% 44
Total	202

Q40: Do you agree with the objective for Communications?

Answered: 199 Skipped: 29



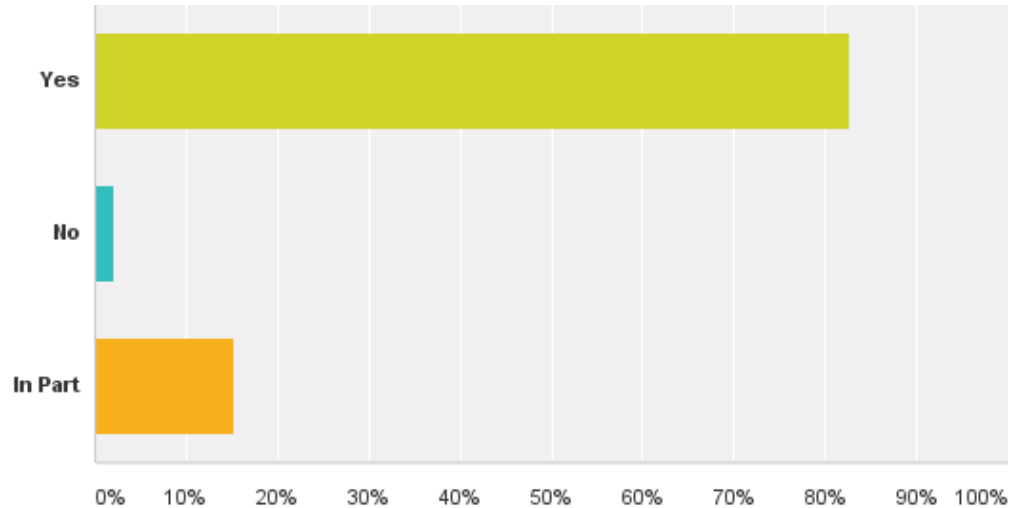
Q40: Do you agree with the objective for Communications?

Answered: 199 Skipped: 29

Answer Choices	Responses
Yes	88.94% 177
No	2.01% 4
In part	9.05% 18
Total	199

Q41: Do you agree with the issues that have been identified for Communications?

Answered: 196 Skipped: 32



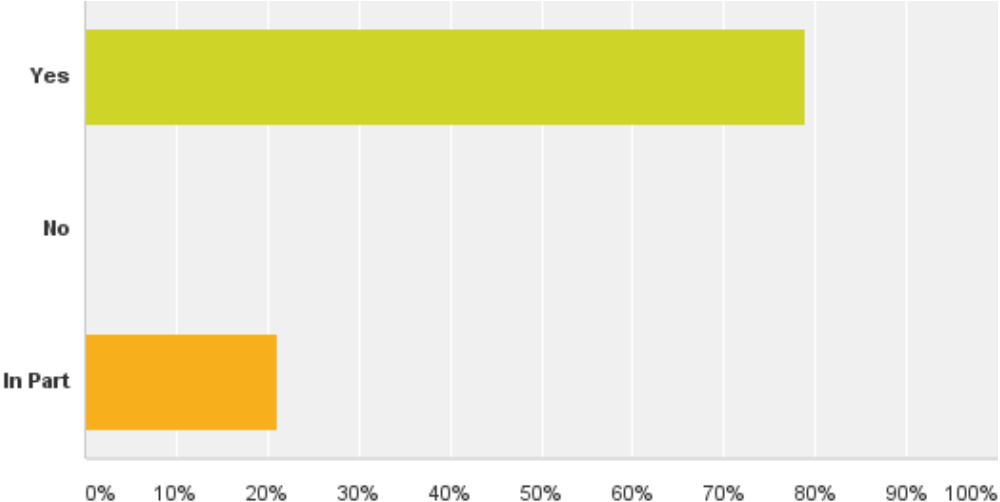
Q41: Do you agree with the issues that have been identified for Communications ?

Answered: 196 Skipped: 32

Answer Choices	Responses	
Yes	82.65%	162
No	2.04%	4
In Part	15.31%	30
Total		196

Q42: Do you agree with the suggested proposals for Communications

Answered: 200 Skipped: 28



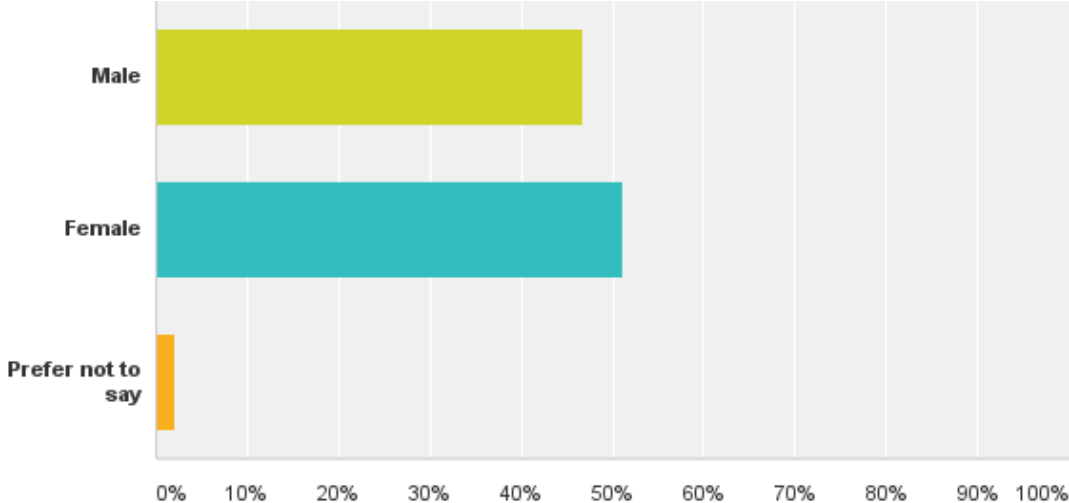
Q42: Do you agree with the suggested proposals for Communications

Answered: 200 Skipped: 28

Answer Choices	Responses
Yes	79.00% 158
No	0.00% 0
In Part	21.00% 42
Total	200

Q44: Please indicate your gender:

Answered: 201 Skipped: 27



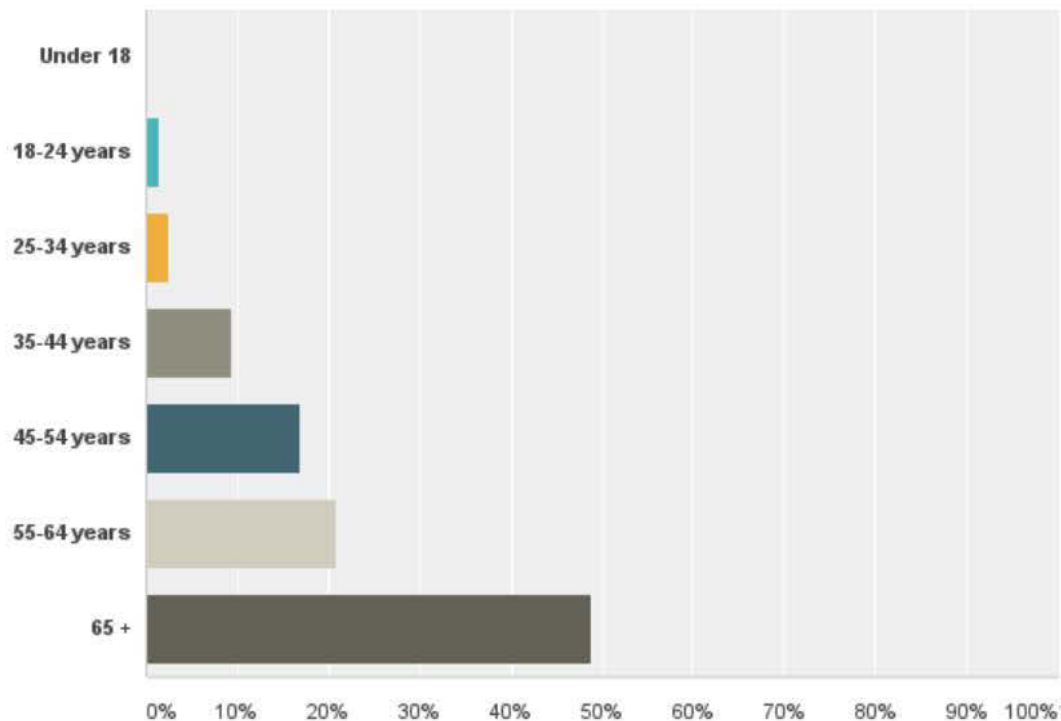
Q44: Please indicate your gender:

Answered: 201 Skipped: 27

Answer Choices	Responses
Male	46.77% 94
Female	51.24% 103
Prefer not to say	1.99% 4
Total	201

Q45: What age group do you belong to?

Answered: 201 Skipped: 27



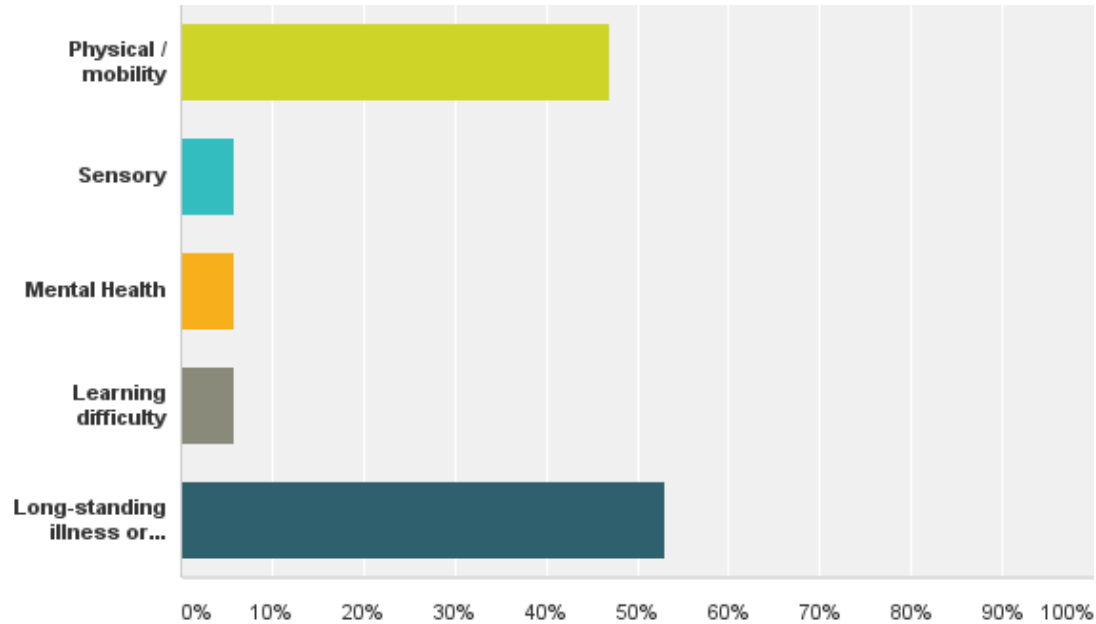
Q45: What age group do you belong to?

Answered: 201 Skipped: 27

Answer Choices	Responses
Under 18	0.00% 0
18-24 years	1.49% 3
25-34 years	2.49% 5
35-44 years	9.45% 19
45-54 years	16.92% 34
55-64 years	20.90% 42
65 +	48.76% 98
Total	201

Q46: If you consider yourself to have a disability under the Equality Act 2010 please select the options that apply to you?

Answered: 17 Skipped: 211



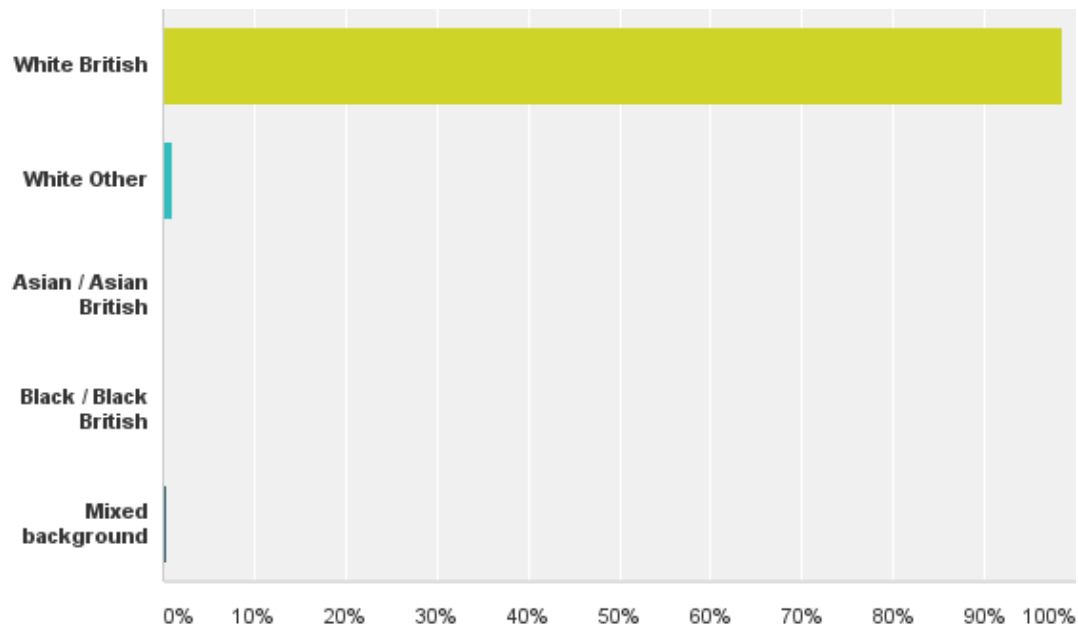
Q46: If you consider yourself to have a disability under the Equality Act 2010 please select the options that apply to you?

Answered: 17 Skipped: 211

Answer Choices	Responses	
Physical / mobility	47.06%	8
Sensory	5.88%	1
Mental Health	5.88%	1
Learning difficulty	5.88%	1
Long-standing illness or health condition	52.94%	9
Total Respondents: 17		

Q47: How would you describe your ethnic or cultural origin?

Answered: 198 Skipped: 30



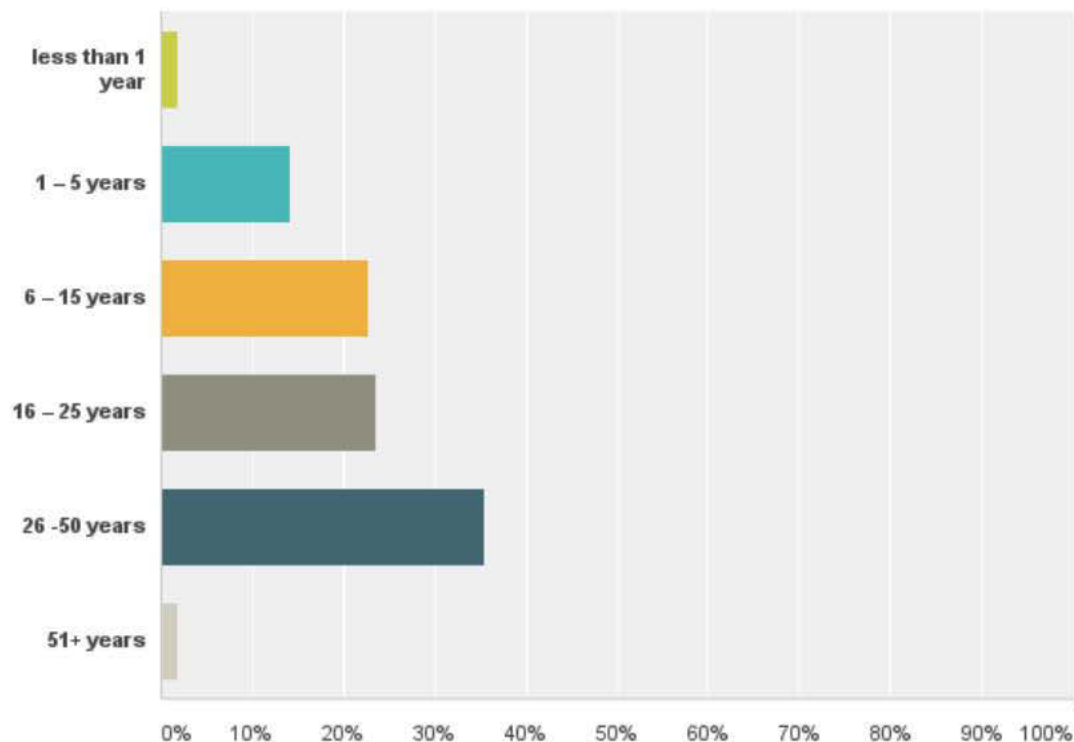
Q47: How would you describe your ethnic or cultural origin?

Answered: 198 Skipped: 30

Answer Choices	Responses
White British	98.48% 195
White Other	1.01% 2
Asian / Asian British	0.00% 0
Black / Black British	0.00% 0
Mixed background	0.51% 1
Total	198

Q48: How long have you lived in the village or parish of West Bergholt?

Answered: 203 Skipped: 25



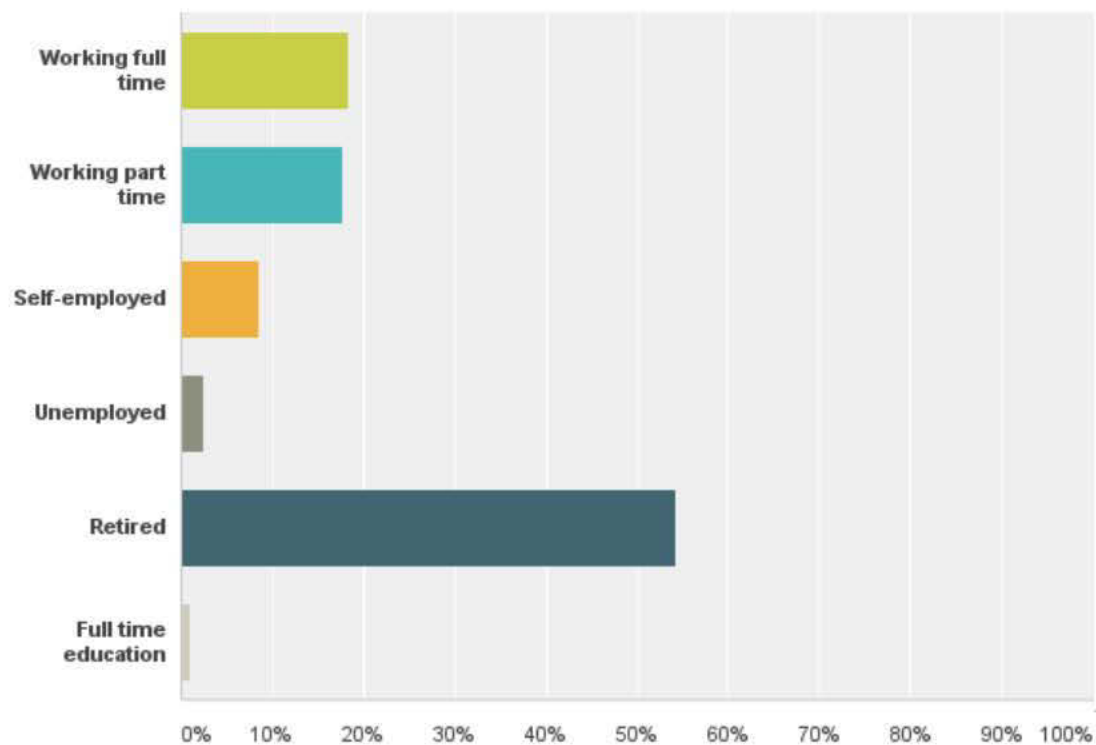
Q48: How long have you lived in the village or parish of West Bergholt?

Answered: 203 Skipped: 25

Answer Choices	Responses
less than 1 year	1.97% 4
1 – 5 years	14.29% 29
6 – 15 years	22.66% 46
16 – 25 years	23.65% 48
26 -50 years	35.47% 72
51+ years	1.97% 4
Total	203

Q49: employment status

Answered: 197 Skipped: 31



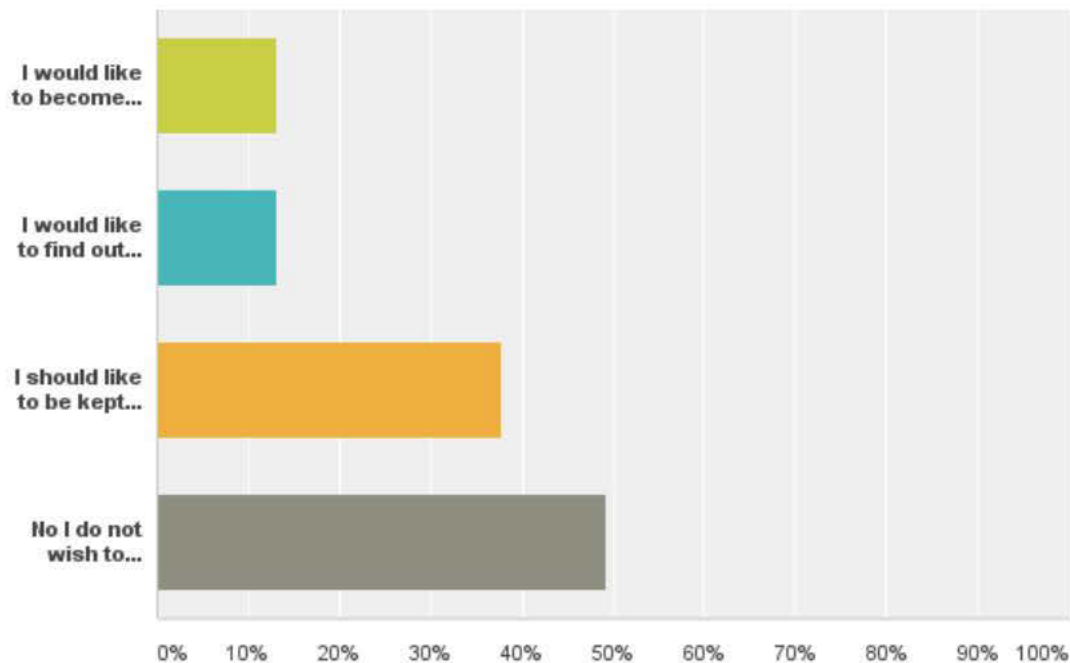
Q49: employment status

Answered: 197 Skipped: 31

Answer Choices	Responses	
Working full time	18.27%	36
Working part time	17.77%	35
Self-employed	8.63%	17
Unemployed	2.54%	5
Retired	54.31%	107
Full time education	1.02%	2
Total Respondents: 197		

Q51: Please indicate if you would like to become involved in the Steering Group or if you would like to receive regular updates.

Answered: 61 Skipped: 167



Q51: Please indicate if you would like to become involved in the Steering Group or if you would like to receive regular updates.

Answered: 61 Skipped: 167

Answer Choices	Responses	
I would like to become involved with the Steering Group	13.11%	8
I would like to find out more about the Steering Group	13.11%	8
I should like to be kept informed of progress with the Neighbourhood Plan	37.70%	23
No I do not wish to participate	49.18%	30
Total Respondents: 61		